

This is FET

Learners with Disabilities 2021



SOLAS
learning works



Co-funded by
the European Union



Rialtas na hÉireann
Government of Ireland

**Further
Education
& Training**

A Report by the
Data Analytics Unit in SOLAS
May 2023


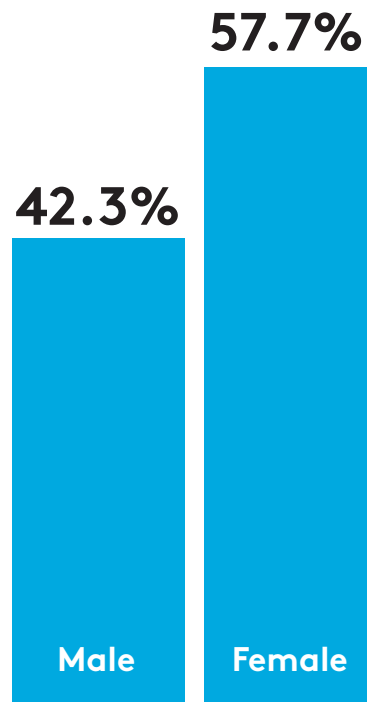
Authors

Amelia Dulee-Kinsolving
Selen Guerin

All data is sourced from the Programme and Learner Support Systems (PLSS) database. PLSS collects and processes the personal data of the FET learners who are enrolled in SOLAS funded programmes. This report excludes apprenticeship provision.

The Data Analytics Unit would like to acknowledge the assistance of the ETB staff involved in submitting data to SOLAS.

Enrolments



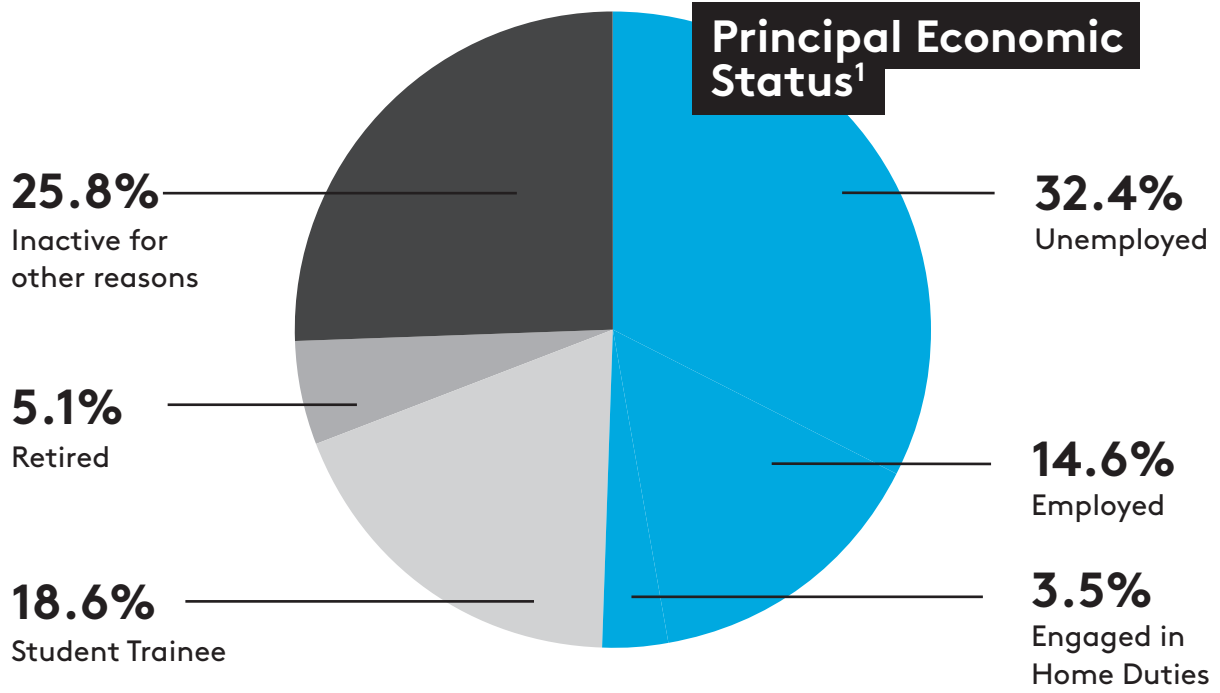
91.6%
Full and partial
completions



52.1%
Certification rate

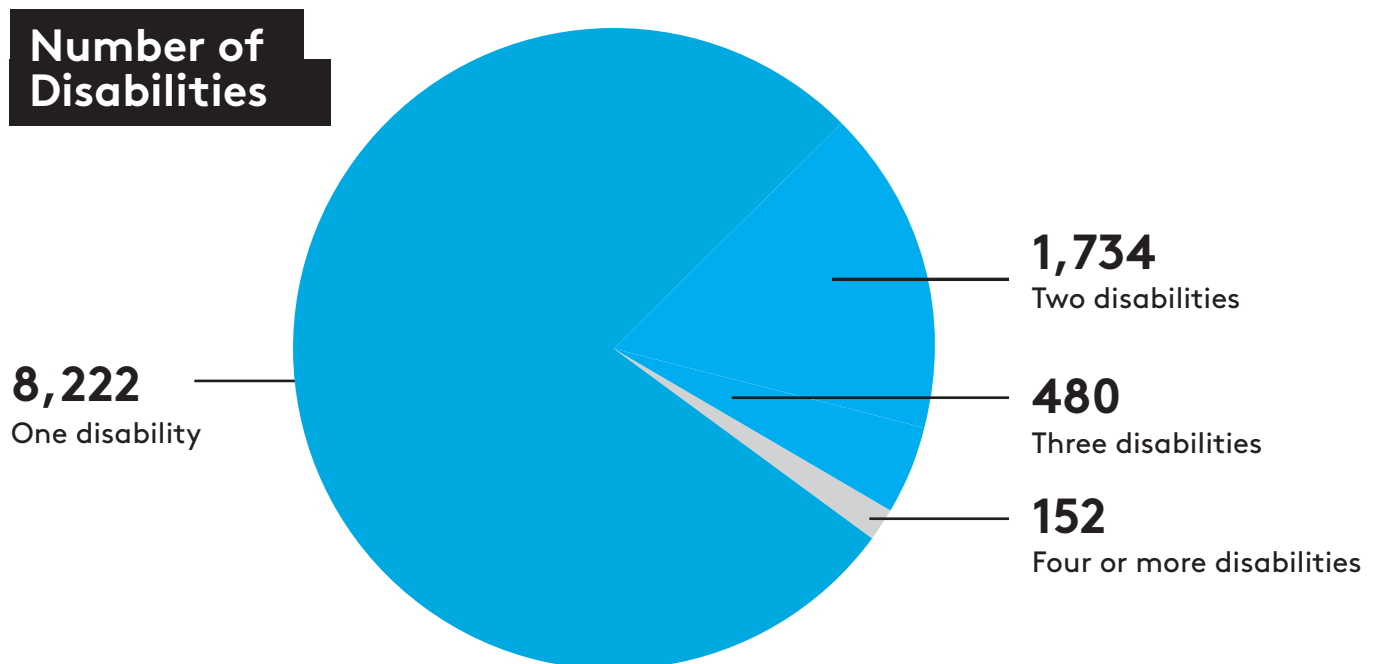
In 2021, there were 10,588 learners enrolled who reported having at least one type of disability in the further education and training programmes. This figure constitutes 7.3% of all learners enrolled in the same year. Of the learner enrolments that reported a disability, 42.3% were men and 57.7% were women. The majority (57.9%) of these learners were older than 25 years of age.

There were also 91.6% of learners that reported a disability who partially or fully completed a course in 2021. The certification rate for those learners who reported a disability and completed certified courses was 52.1% in 2021, down from 56.8% in 2020.



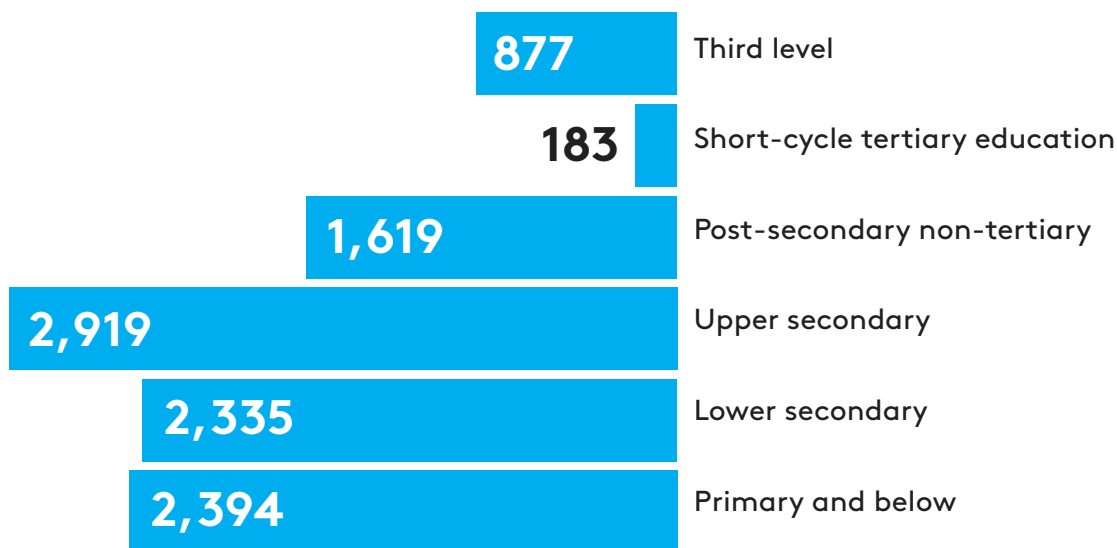
The majority of learners that reported a disability were either unemployed or economically inactive.

The chart below indicates that 8,222 learners reported one type of disability, 1,734 learners reported two, and 632 reported three or more.



¹ It should be noted that this includes only those cases where previous principal economic status was captured.

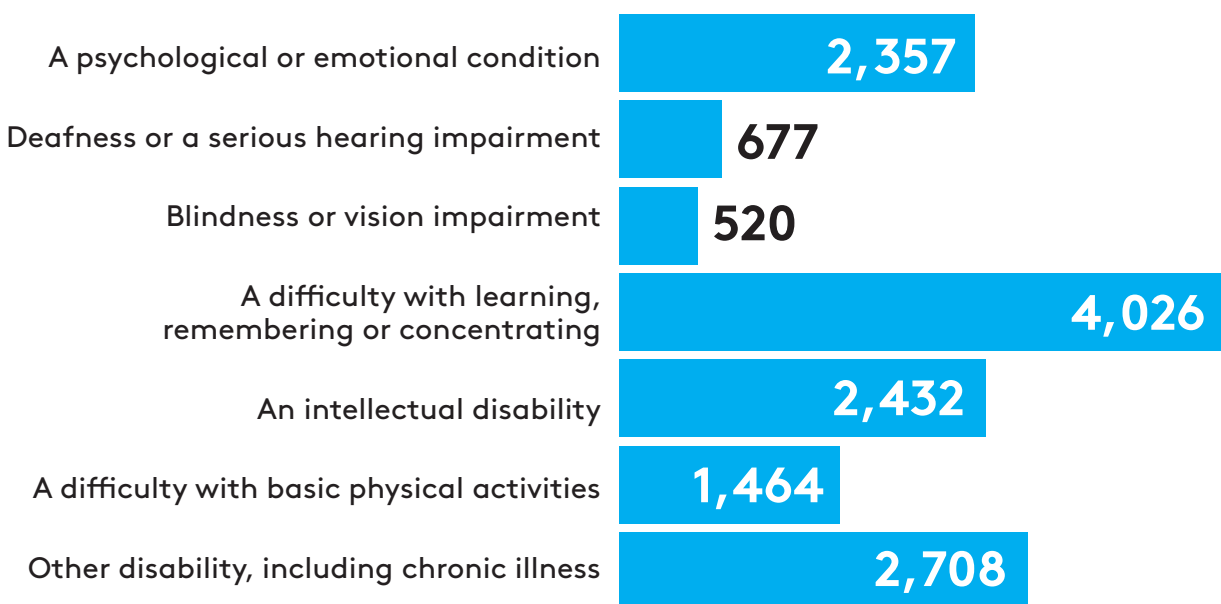
Highest Level of Formal Education²



Approximately 45.8% percent of the learners had lower secondary or a lower level education attained prior to joining further education and training.

The chart below indicates that 4,026 (38%) of learners reported difficulty with learning, remembering or concentrating, 2,708 (25.6%) another type of disability, including chronic illness, and 2,432 (23%) an intellectual disability.

Total Number of Learners by Type of Disability³



² It should be noted that this figure is an estimate and includes only those cases where previous levels of education were captured.

³ Learners here are unique within each type of disability but not necessarily across disabilities.

ETB⁴

ETB	Learners
Cavan and Monaghan ETB	369
City of Dublin ETB	1,626
Cork ETB	409
Donegal ETB	337
Dublin and Dun Laoghaire ETB	1,225
Galway and Roscommon ETB	305
Kerry ETB	354
Kildare and Wicklow ETB	465
Kilkenny and Carlow ETB	548
Laois and Offaly ETB	662
Limerick Clare ETB	324
Longford and Westmeath ETB	513
Louth and Meath ETB	1,143
Mayo, Sligo and Leitrim ETB	742
Tipperary ETB	651
VSCSS	55
Waterford and Wexford ETB	915

Of the 10,588 learners that reported a disability, 1,626 (15.1%) were enrolled in the City of Dublin ETB. This figure was followed by 1,225 who were enrolled in Dublin and Dun Laoghaire ETB, representing 11.4% of learners that reported at least one disability.

⁴ Learners here are unique within ETBs but not necessarily across ETBs.

Programme Category⁵

Programme Category	Learners
Bridging Foundation Training	16
Community Training Centres	357
Specific Skills Training	333
Traineeship Training	206
Local Training Initiatives	222
Specialist Training Providers	913
VTOS Core	317
Youthreach	636
Justice Workshop	18
Blended Training	26
PLC	2,106
Traineeship Employed	46
Evening Training	203
BTEI Groups	1,242
Adult Literacy Tuition	2,123
ITABE	171
Voluntary Literacy Tuition	18
FET Cooperation Hours	317
Community Education	1,840
Skills for Work	70
ESOL	270
Refugee Resettlement	19
Other Funding	63
Skills to Advance	125

Among FET programmes, enrolments were primarily concentrated among Adult Literacy, Community Education, and PLC programmes.

⁵ Learners here are unique within programmes but not necessarily across programmes.

Field of Study (Broad ISCED)



57.2%

Generic programmes
and qualifications

7.1%

Services

0.2%

Social sciences,
journalism
and information

3.7%

ICT

5.6%

Arts and
humanities

9.4%

Business and
administration
and law

0.4%

Natural sciences,
mathematics and
statistics

3.9%

Education

8.1%

Health and
welfare

2.2%

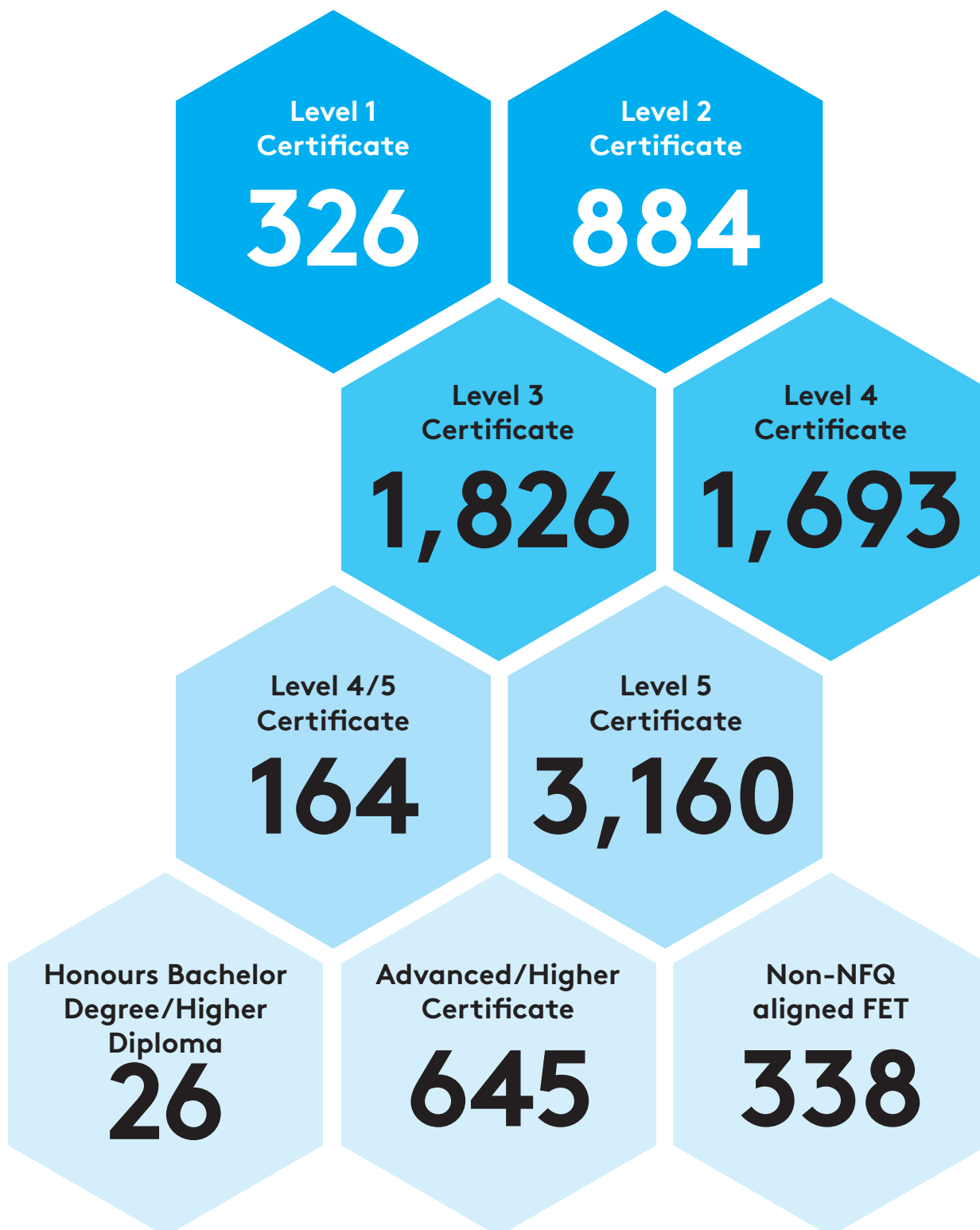
Engineering,
manufacturing
and construction

2.1%

Agriculture,
forestry, fisheries
and veterinary

Field of Study (Broad ISCED)	Examples of courses
Generic programmes and qualifications	Employability Skills ESOL English Language Health and Wellbeing Arts and Crafts
Business and administration and law	Start your own Business Office Administration
Health and welfare	Nursing Studies Applied Social Studies
Services	Beauty Therapy Sports, Recreation and Exercise
Arts and humanities	Art, Craft and Design Film and TV Production
Education	Early Childhood Care and Education Special Needs Assisting
ICT	Computer Systems and Networks Computer Basics
Engineering, manufacturing and construction	Welding Engineering Technology
Agriculture, forestry, fisheries and veterinary	Horticulture Animal Care
Natural sciences, mathematics and statistics	Applied Science/ Laboratory Techniques Pre-University Science
Social sciences, journalism and information	Journalism for the Digital Age Cultural and Heritage Studies

Irish National Framework of Qualifications (NFQ) or Equivalent⁵



⁵ This excludes learners enrolled in courses that do not lead to an award through a recognised awarding body.

Definition of Terms

Certification Rate

The sum of only full and partial learner completions that gained an award through a recognised awarding body in 2021.

Completions

Total number of learners who have a finish date of a course (regardless of whether the course is certified or not) in 2021. Completions include partial and full completers, but exclude early leavers.

Enrolments

Enrolments are defined as learners who are on course or have completed a course during 2021.

Field of Study

This is defined and categorised by the International Standard Classification of Education (ISCED). In this report, only broad (2-digit) fields of study are used for categorising Further Education and Training courses.

Full Completions

Learners who have completed 90 per cent or more of the course and its requirements in 2021.

Irish National Framework of Qualifications (NFQ)

This is a framework through which all learning achievements may be measured and related to each other in a coherent way. The many different types and sizes of qualifications included in the NFQ are organised based on their level of knowledge, skill and competence. In some cases, where awards have not been placed on the Irish NFQ, equivalent levels are assigned based on the document 'Qualifications can cross boundaries' and the level assigned to the award on the relevant country's framework (e.g. Cf. Ofqual, Scottish Credit and Qualifications Framework, etc.).

Learner

A unique individual who has progressed onto a course in the application process. The total number of learners is the sum of all unique individuals in Further Education and Training in 2021.

Non-NFQ Aligned courses

This includes completions with certification not aligned with the NFQ.

On Course

This refers to those learners who were still on course as of December 31st, 2021.

Partial Completions

Learners who have completed more than 25 per cent but less than 90 per cent of a course and its requirements in 2021.

Post-secondary non-tertiary

This refers to Post Leaving Certificate NFQ Level 4 or 5, Advanced Certificate NFQ Level 6, other non-NFQ aligned FET, Certificate NFQ Level 4, or Certificate NFQ Level 5.

Short-cycle tertiary education

This refers to third level non-degree courses and includes higher certificate NFQ level 6 courses and diploma NFQ level 7 courses. These courses are usually of one year in duration and are often vocational in nature.

Third Level

This refers to Ordinary Bachelor degree, Honours Bachelor degree, Professional, Post-Graduate, Doctorate or Higher degree courses.

For further information, please contact:

**Helen Garner
Data Analytics Unit, SOLAS
Block 1, Castleforbes House
Castleforbes Road, Dublin 1
helen.garner@solas.ie**

SOLAS.ie