
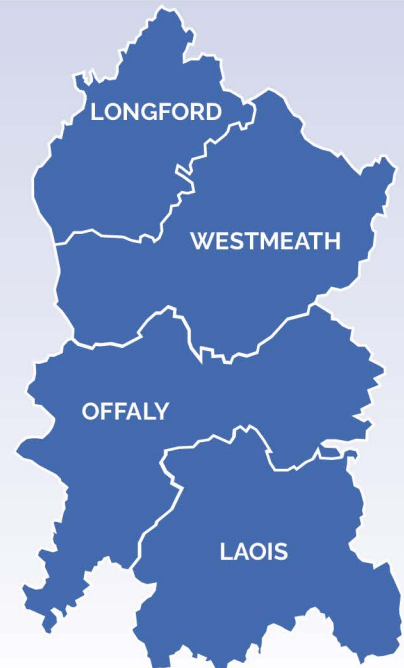


Employment

The Midland accounts for 6% of employment in Ireland (154,300)

| Top 5 Sectors | Total employed Q3 2023 | Q3 2022 - Q3 2023 change |
|------------------|------------------------|--------------------------|
| Wholesale/retail | 23,100 | +12% ▲ |
| Health | 22,300 | +2% ▲ |
| Industry | 19,800 | +9% ▲ |
| Construction | 13,300 | +34% ▲ |
| Education | 13,200 | +43% ▲ |



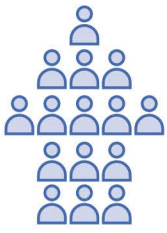
* Excludes not stated

| Occupational* groups - Midland | Q3 2023 | Q3 2022-Q3 2023 change |
|--------------------------------|---------|------------------------|
| Professionals | 25,200 | -18% ▼ |
| Associate professionals | 21,400 | +27% ▲ |
| Caring services | 16,800 | +20% ▲ |
| Skilled trades (excl. farmers) | 15,900 | +6% ▲ |
| Operatives | 15,200 | +22% ▲ |
| Elementary | 14,900 | +18% ▲ |
| Admin | 14,600 | -9% ▼ |
| Sales | 12,500 | 0% |
| Managers | 11,000 | +5% ▲ |
| Farmers | 6,300 | -9% ▼ |

Key Labour Market Trends

(Q3 2022-Q3 2023)

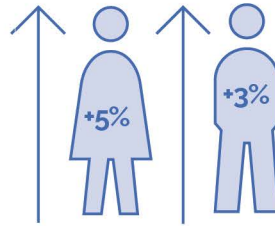
Employment



↑ +4%

Employment in the Midland region increased by **5,500 persons (4%)**, in line with the national average growth rate.

Gender



Employment increased for males and females, with the rate higher for females (5%, or 3,200 persons) than for males (3%, or 2,200 persons).

Participation rate



64.5%

In Q3 2023, at 64.5%, the participation rate in the Midland region was below the rate for the State (at 65.8%); while the rate was almost unchanged from the preceding year (64.3%), it was nearly six percentage points higher compared to Q3 2019

Occupation



- The strongest growth was for associate professional occupations (+4,500 people), followed by caring services (+2,800) and elementary workers (+2,300).
- Professionals had the largest decline, with 5,500 fewer workers.

Education



+4,000

Construction



+3,400

Transport



-37%

ICT



-38%

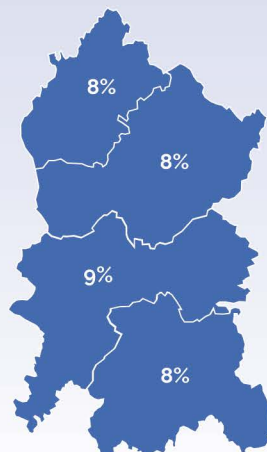
Sector

- Education and construction had the largest increases compared to quarter 3 2022, growing by 4,000 and 3,400 persons respectively.
- The strongest falls were for transport (3,000 fewer people, or -37%) and ICT (3,500 fewer people, or -38%).

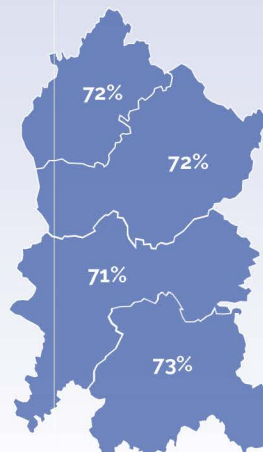
Persons at work by age and county, Census 2022

Nationally, 8% of the workforce was aged 15-24 years, 73% were aged between 25 and 54 years, and 19% were aged 55 years or more.

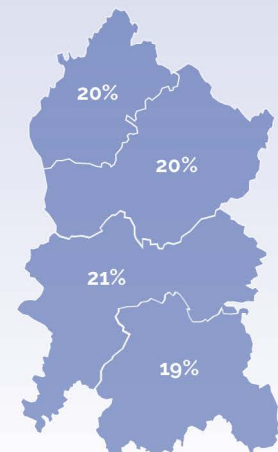
% 15-24



% 25-54



% 55+



Employment by sector and county, Census 2022

Although Co Westmeath had the largest share of employment in the Midland region, Counties Offaly and Laois had the largest shares of agricultural employment, while Co. Offaly had the largest share of industrial employment.

| | Laois | Longford | Offaly | Westmeath | Midland |
|------------------------|------------|------------|------------|------------|-------------|
| Agriculture | 31% | 14% | 29% | 25% | 100% |
| Industry | 24% | 18% | 31% | 28% | 100% |
| Construction | 30% | 13% | 28% | 29% | 100% |
| Wholesale & retail | 31% | 12% | 26% | 30% | 100% |
| Transport | 34% | 11% | 24% | 31% | 100% |
| Accommodation & food | 26% | 17% | 22% | 34% | 100% |
| ICT | 26% | 10% | 21% | 44% | 100% |
| Finance etc | 33% | 11% | 22% | 35% | 100% |
| Professional services | 29% | 11% | 25% | 35% | 100% |
| Admin support | 31% | 15% | 25% | 29% | 100% |
| Public admin & defence | 34% | 13% | 24% | 29% | 100% |
| Education | 29% | 13% | 26% | 32% | 100% |
| Health | 30% | 12% | 27% | 31% | 100% |
| Other sectors | 29% | 13% | 27% | 31% | 100% |
| All sectors* | 30% | 14% | 26% | 31% | 100% |

* Excludes not stated

Other indicators from Census 2022

| | Laois | Longford | Offaly | Westmeath | Midland | State |
|--|--------|----------|--------|-----------|---------|-----------|
| Population aged 15+ | 71,469 | 37,023 | 65,983 | 76,442 | 250,917 | 4,136,852 |
| % Population who are retired | 14% | 16% | 16% | 16% | 15% | 16% |
| % Population who are students | 11% | 10% | 10% | 11% | 11% | 11% |
| % Population with 3rd level | 35% | 32% | 32% | 38% | 35% | 42% |
| % Workforce in high-tech manufacturing | 2% | 5% | 4% | 4% | 4% | 5% |
| % Working from home | 25% | 21% | 24% | 26% | 25% | 32% |

Top 10 detailed occupations in the Midland region

- Sales and retail assistants
- Farmers
- Nurses and midwives
- Primary and nursery teachers
- Other administrative occupations n.e.c.
- Care workers and home carers
- National government administrative occupations
- Nursing auxiliaries and assistants
- Secondary education teaching professionals
- Elementary construction occupations



Unemployment

Unemployment rate % Q3 2019 – Q3 2023



Numbers unemployed
Q3 2023



8,000
persons
unemployed

Change from
Q3 2022-Q3 2023



Increase of
700
persons

UE Rate Q3 2023

4.9%

Which is above the
national average
(4.6%)

Change from
Q3 2022-Q3 2023
UE Rate



Increase of
0.2
percentage points

Overall comments

- The Midland region was Ireland's smallest workforce in Q3 2023 (CSO LFS).
- Between Q3 2022 and Q3 2023, the Midland region had the largest growth (both absolute and relative) in construction employment, with 3,400 (34%) additional workers (CSO LFS).
- The 18% year-on-year decline in professional occupations in the Midland region was the strongest fall observed across all regions, resulting in 5,500 fewer workers. (CSO LFS).
- At 25%, the Midland region had the second lowest (after the Border) share of employed persons who worked from home (Census 2022).
- Co Offaly and Co. Longford were two of five counties nationally where the share with third level graduates was lowest (32%), compared to 42% nationally (Census).