


# FET in Numbers 2019

## Traveller Community



A Report by the  
Data Analytics Unit in SOLAS  
December 2020

## Authors

Amelia Dulee-Kinsolving  
Selen Guerin

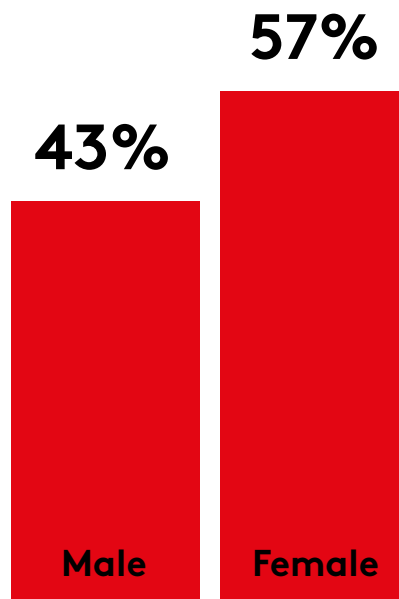
---

All data is sourced from the Programme and Learner Support Systems (PLSS) database. PLSS collects and processes the personal data of the FET learners who are enrolled in SOLAS funded programmes. Please note that apprenticeship and eCollege data are currently not included in the 2019 PLSS database.

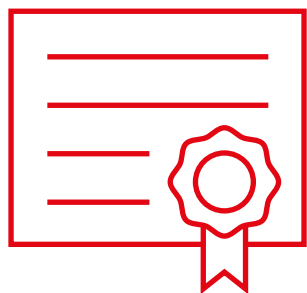
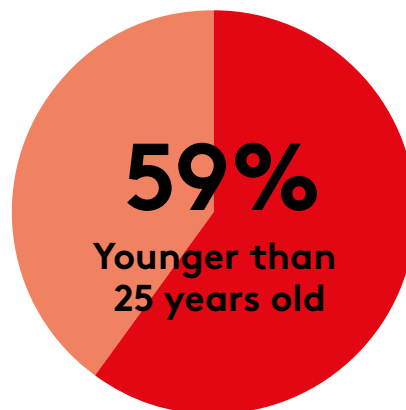
The Data Analytics Unit would like to acknowledge the assistance of the ETB staff involved in submitting data to SOLAS.



# Enrolments



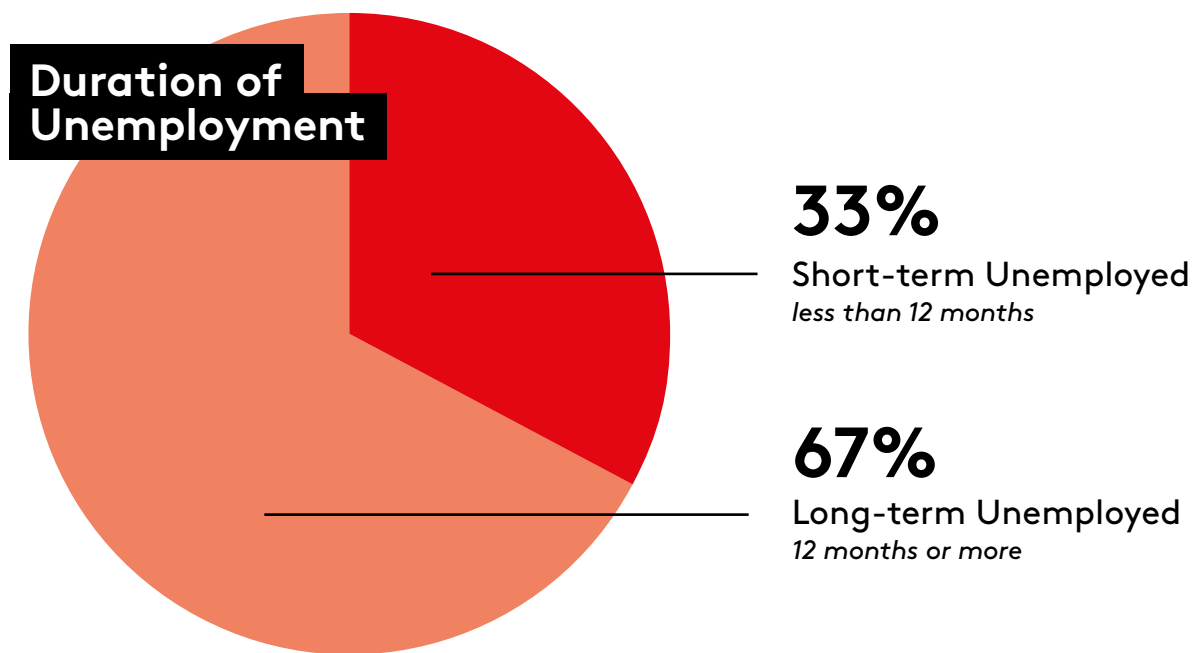
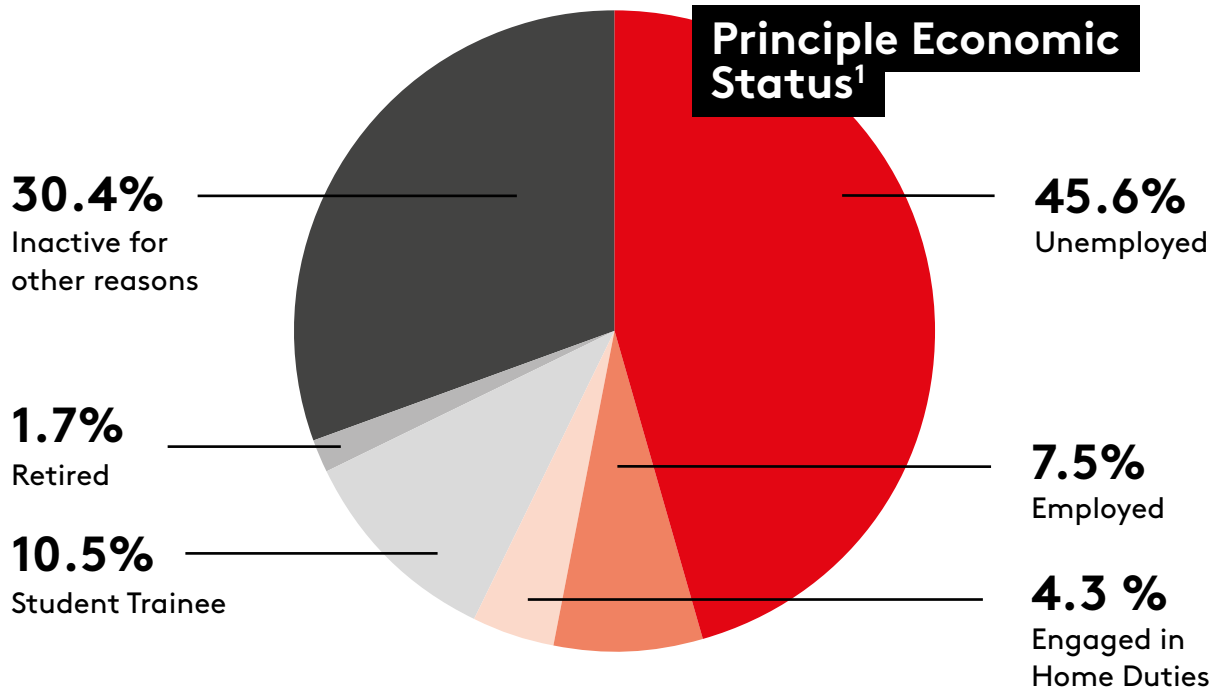
**88%**  
Full and partial  
completions



**60%**  
Certification rate

In 2019, the total number of Traveller enrolments reported in further education and training was 1,527. Of these learner enrolments, 43% were men and 57% were women. The majority (59%) of these learners were younger than 25 years of age.

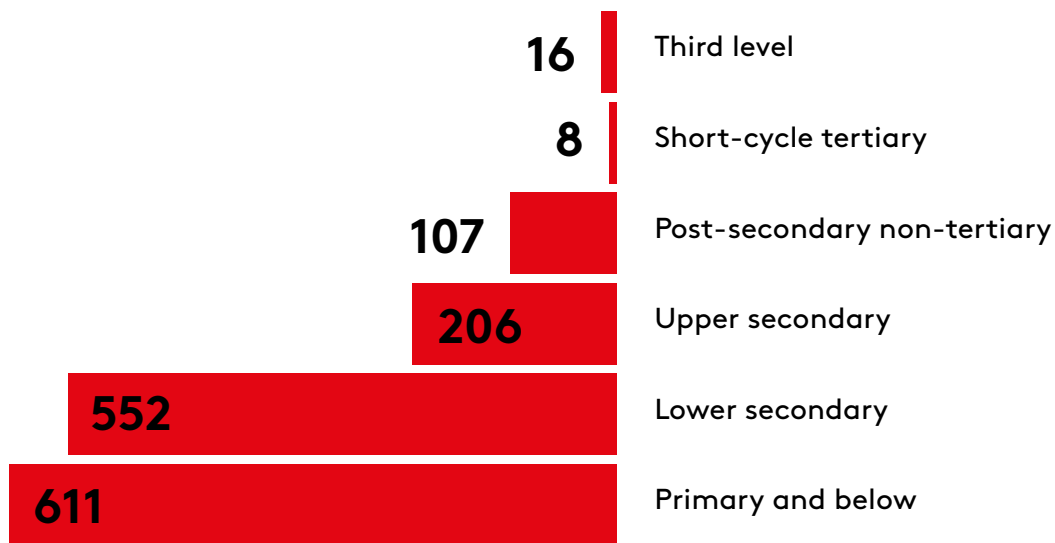
Of the 1,527 Traveller enrolments, 88% partially or fully completed a course in 2019. The certification rate for travellers who completed certified courses was 60%.



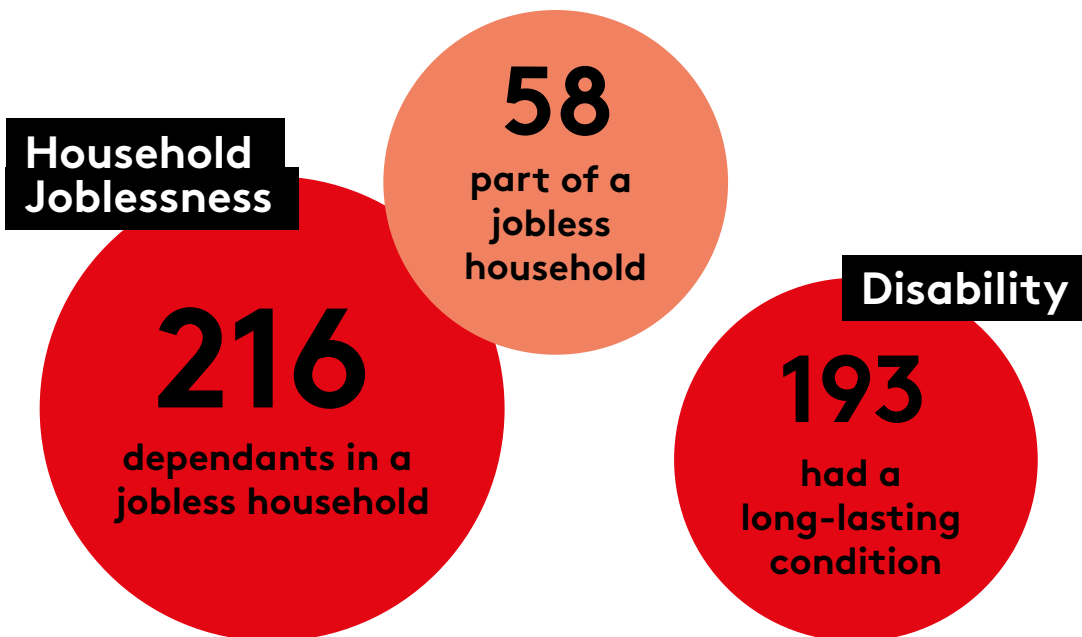
The majority of Travellers were either unemployed or economically inactive. Of those who were unemployed, 67% were unemployed for 12 months or more.

<sup>1</sup> The Principle Economic Status response rate for Travellers was 99%.

## Highest Level of Formal Education<sup>2</sup>



Approximately three-quarters (1,163) of Travellers reported that they had a lower secondary or primary education and below education level attained prior to joining further education and training.



Of the 1,527 Traveller enrolments, 58 reported that they were part of a jobless household, whereas 216 reported that they were dependants in a jobless household. There were also 193 Travellers that reported they had a long-lasting condition.

<sup>2</sup> It should be noted that this figure is an estimate and includes only those cases where previous levels of education were captured.

# ETB

ETB	Learners
Cavan and Monaghan ETB	85
City of Dublin ETB	118
Cork ETB	76
Donegal ETB	44
Dublin and Dun Laoghaire ETB	111
Galway and Roscommon ETB	96
Kerry ETB	36
Kildare and Wicklow ETB	42
Kilkenny and Carlow ETB	87
Laois and Offaly ETB	144
Limerick Clare ETB	118
Longford and Westmeath ETB	86
Louth and Meath ETB	121
Mayo, Sligo and Leitrim ETB	108
Tipperary ETB	73
VSCSS	18
Waterford and Wexford ETB	172

Of the 1,527 Travellers enrolled in FET courses, Traveller enrolments were primarily concentrated in Laois and Offaly ETB, Waterford and Wexford ETB, and Louth and Meath ETB.<sup>3</sup>

<sup>3</sup> Learners are unique within an ETB but not across.


# Programme Category<sup>4</sup>

Programme Category	Learners
Adult Literacy Groups	373
BTEI Groups	147
Bridging and Foundation Training	4
Community Education	192
Community Training Centres	154
ESOL	3
Evening Training	39
FET Cooperation Hours	54
ITABE	33
Justice Workshop	10
Local Training Initiatives	110
Other Funding	2
PLC	49
Skills for Work	2
Skills to Advance	3
Specialist Training Providers	16
Specific Skills Training	65
Traineeship Employed	1
Traineeship Training	27
VTOS Core	22
Voluntary Literacy Tuition	18
Youthreach	338

Among FET programmes, Traveller enrolments were primarily concentrated among Adult Literacy and Youthreach courses.

<sup>4</sup> Learners here are unique within programmes, but not necessarily across programmes.

# Field of Study (Broad ISCED)




**75%**

Generic programmes  
and qualifications

**0.8%**

Agriculture,  
forestry, fisheries  
and veterinary



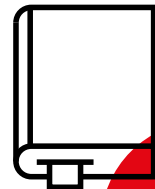
**3.2%**

Health and  
welfare



**2.5%**

ICT



**7.5%**

Services



**3%**

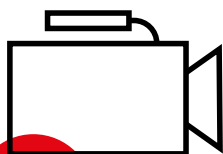
Business and  
administration  
and law

**3%**

Education

**0.6%**

Arts and  
humanities



**4.3%**


Engineering,  
manufacturing  
and construction





<b>Field of Study (Broad ISCED)</b>	<b>Examples of courses</b>
<b>Generic programmes and qualifications</b>	Employability Skills
	ESOL English Language
	Health and Wellbeing
	Arts and Crafts
<b>Business and administration and law</b>	Start your own Business
	Office Administration
<b>Health and welfare</b>	Nursing Studies
	Applied Social Studies
<b>Services</b>	Beauty Therapy
	Sports, Recreation and Exercise
<b>Arts and humanities</b>	Art, Craft and Design
	Film and TV Production
<b>Education</b>	Early Childhood Care and Education
	Special Needs Assisting
<b>ICT</b>	Computer Systems and Networks
	Computer Basics
<b>Engineering, manufacturing and construction</b>	Welding
	Engineering Technology
<b>Agriculture, forestry, fisheries and veterinary</b>	Horticulture
	Animal Care
<b>Natural sciences, mathematics and statistics</b>	Applied Science/ Laboratory Techniques
	Pre-University Science
<b>Social sciences, journalism and information</b>	Journalism for the Digital Age
	Cultural and Heritage Studies

# Irish National Framework of Qualifications (NFQ) or Equivalent<sup>5</sup>



<sup>5</sup> This excludes learners enrolled in courses that do not lead to an award through a recognised awarding body.

# Definition of Terms

## Activity

The sum of learners multiplied by the number of courses which they have been enrolled in or completed within a programme or across different programmes, or providers during 2019.

## Certification Rate

The sum of only full and partial learner completions that gained an award through a recognised awarding body in 2019.

## Certified Completions

In the FET sector, not all learner completions lead to an award through a recognised awarding body in the FET sector. Therefore, certified completions refer only to the total number of certified completions in 2019.

## Completions

Total number of learners who have a finish date of a course (regardless of whether the course is certified or not) in 2019. Completions include partial and full completers, but exclude early leavers.

## Enrolments

Enrolments are defined as learners who are on course or have completed a course during 2019.

## Field of Study

This is defined and categorized by the International Standard Classification of Education (ISCED). Both broad (2-digit) and detailed (4-digit) fields of study are used for categorising Further Education and Training course fields of study.

## Partial Completions

Learners who have completed more than 25 per cent but less than 90 per cent of a course and its requirements in 2019.

## Inactive

This term is used according to the Eurostat and the International Labour Organisation (ILO) definition which defines inactive as individuals who are neither employed nor unemployed and are not working and not available or looking for work. Inactive in this report includes those learners engaged in home duties, retired, student/trainees, and those inactive for other reasons.

## **Irish National Framework of Qualifications (NFQ)**

This is a framework through which all learning achievements may be measured and related to each other in a coherent way. The many different types and sizes of qualifications included in the NFQ are organised based on their level of knowledge, skill and competence. In some cases, where awards have not been placed on the Irish NFQ, equivalent levels are assigned based on the document 'Qualifications can cross boundaries' and the level assigned to the award on the relevant country's framework (e.g. Cf. Ofqual, Scottish Credit and Qualifications Framework, etc.).

## **Non-NFQ Aligned courses**

This includes completions with certification not aligned with the NFQ.

## **Learner**

A unique individual who has progressed onto a course in the application process. The total number of learners is the sum of all unique individuals in Further Education and Training in 2019.

## **Long-lasting Condition**

This includes anyone who has: 1) blindness or a serious vision impairment, 2) deafness or a serious hearing impairment, 3) a difficulty with basic physical activities (e.g. walking, climbing stairs, reaching, lifting or carrying, etc.), 4) an intellectual disability, 5) a difficulty with learning, remembering or concentrating, 6) a psychological or emotional condition, and/or 7) a difficulty with pain, breathing, any other chronic illness/condition.

## **Long-term Unemployed**

This refers to any person who is unemployed for 12 months or more.

## **On Course**

This refers to those learners who were still on course as of December 31st, 2019.

## **Full Completions**

Learners who have completed 90 per cent or more of the course and its requirements in 2019.

## **Post-secondary non-tertiary**



This refers to Post Leaving Certificate NFQ Level 4 or 5, Advanced Certificate NFQ Level 6, other non-NFQ aligned FET, Certificate NFQ Level 4, or Certificate NFQ Level 5.


## **Short-cycle tertiary education**

This refers to third level non-degree courses and includes higher certificate NFQ level 6 courses and diploma NFQ level 7 courses. These courses are usually of one year in duration and are often vocational in nature.

## **Third Level**

This refers to Ordinary Bachelor degree, Honours Bachelor degree, Professional, Post-Graduate, Doctorate or Higher degree courses.





For further information, please contact:

Helen Garner  
Data Analytics Unit, SOLAS  
Block 1, Castleforbes House  
Castleforbes Road, Dublin 1  
[helen.garner@solas.ie](mailto:helen.garner@solas.ie)

SOLAS.ie