

## Regional Profile – Q3 2018



Dublin accounts for 30% of employment in Ireland (aged 15 and above)




Wholesale & retail is the biggest employer in Dublin, accounting for **91,000** persons



**56%** of those employed in ICT in Ireland work in Dublin



Employment growth was strongest in construction (73%) over the past 5 years, adding an extra **14,400** persons



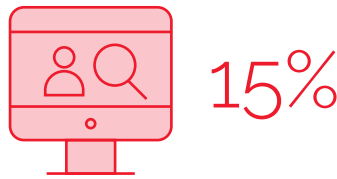
**33,200** ICT professionals and **13,800** Scientists & Engineers were employed in Dublin in Q3 2018

### Sector focus – ICT




ICT accounted for **10.1%** of all employment in the Dublin region. This is more than double the national level (5.5%).

### Vacancies



**15%** of all Irishjobs.ie vacancies for Dublin were in ICT.

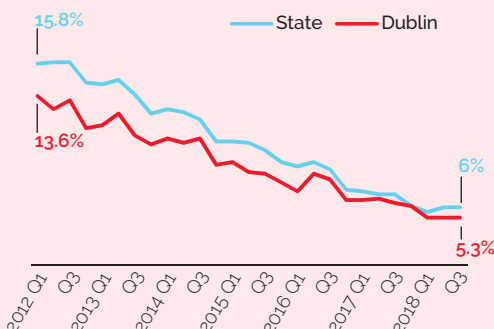
### Work permits



Dublin accounted for **57%** of all work permits in 2018, half of which were for the ICT sector. On a national level the ICT sector accounted for **36%** of work permits.

## Unemployment

### Unemployment rate



**5.3%**  
(38,900 persons)

The unemployment rate for Dublin was **5.3%**, consistently below the national level

**55%**



**55%** of those unemployed in Dublin were **under 35**

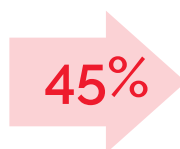
**34%**



Of those unemployed in Dublin, **34%** had a **third level qualification**, slightly above the national level of 32%

The largest number of job announcements was in the ICT sector

**45%** of all job announcements in Dublin in 2018 were through **6 companies**



**amazon**

1,000 jobs

**Go-Ahead**

425 jobs

**qualtrics**

350 jobs

**MSD**

350 jobs



300 jobs

**Grant Thornton**

400 jobs