

Regional Profile – Q3 2018

The Mid-West accounts for **9.5%** of employment in Ireland (215,300 persons)



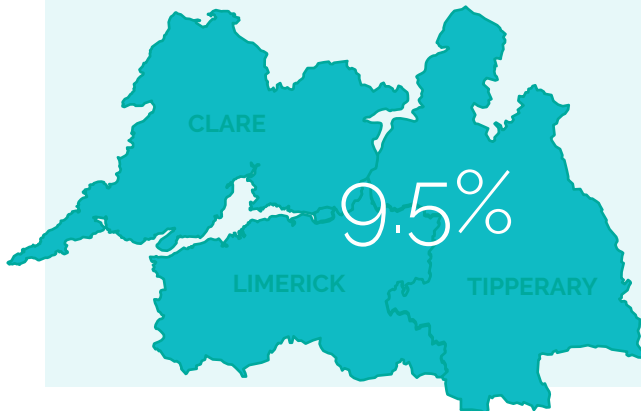
40% of workers in the Mid-West were in **industry (15.7%)**, **wholesale & retail (12.5%)** or **health & social work (12.1%)**



The highest 5 year growth rate in employment was recorded in **construction (50%)** with an additional 5,100 persons employed, followed by **accommodation (42%)** and **professional activities (33%)**



Professionals (41,500) accounted for the largest share (**19.3%**) of occupations, followed by **skilled trades (40,100)** and **elementary occupations (23,700)** with a share of **18.6%** & **11%** respectively



Sector focus – Industry

Vacancies

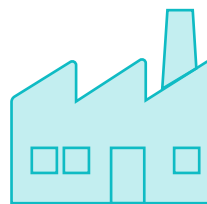
17%



17% of all **Jobsireland.ie** vacancies for the Mid-West region were in **industry**, followed by **accommodation & food (15%)**.

Employment


15.7%



Industry accounted for **15.7%** of all employment in the Mid-West region. This is higher than the national level (12.6%)

Work permits

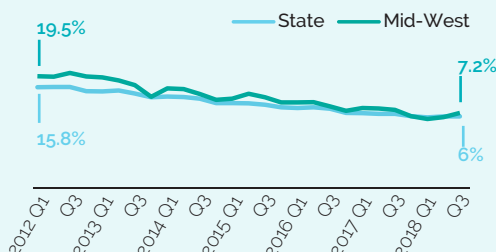
6.1%



The Mid-West accounted for **6.1% of all work permits** in 2018.

Unemployment

Unemployment rate



7.2%
(16,500 persons)

The unemployment rate in Q3 2018 was 7.1%, down from 19.5% in Q1 2012; the UE rate was above the national average for most of this time period.

48%



48% of those employed had a Leaving Cert or below compared to 36% nationally

51%



51% of those unemployed in the Mid-West were **male**

Companies with recent job announcements in the Mid-West region

