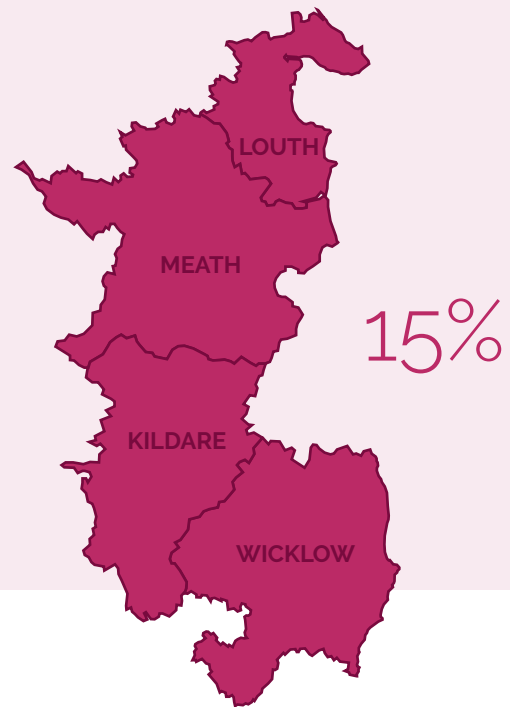


Employment

Mid-East Region accounts for **15%** of employment in Ireland (360,100 persons)

Top 5 Sectors	Total Employed	Q3 2019- Q3 2021
Wholesale & retail	48,500	3% ▲
Health & social work	42,600	11% ▲
Industry	40,400	3% ▲
Construction	31,400	1% ▲
Education	29,600	17% ▲



Key Labour Market Trends

(Q3 2019 - Q3 2021)

Employment



↑ +5%

Overall employment increased by **17,700** persons (5%) in the Mid-East region between quarter 3 2019 and quarter 3 2021. This was the second lowest percentage increase in employment after Dublin (4%).

Gender



The number of **females** in employment observed a greater increase (**10,100 persons or a 6% increase**) when compared to their **male** counterparts (**7,600 persons or a 4% increase**).

Participation rate


66.3%



At **66.3%** in quarter 3 2021, the Mid-East region had the second highest participation rate after Dublin and remained higher than the overall rate for the State (65.1%).

Sector

In terms of absolute numbers, the **ICT sector** observed the **greatest increase** in employment (**5,200 persons or a 34% increase**). The **accommodation and food sector** observed the largest decrease in employment (**-3,600 persons or a decline of 15%**).



ICT sector



The Accomodation & Food sector

Selected employers in this region

New Boliden Tara Mines **WuXiBiologics** Dawn Farm Foods
O'Brien Fine Foods Avoca Handweavers **Manguard Plus**
Vesta Corporation Kepak **Kerry Foods** BAM Contractors **Intel**
National Pen **Tesco** Procter & Gamble Manufacturing
 Irish Country Meats Navan **Pfizer Pharmaceutical**
Manor Farm Boyne Valley Stafford Holdings

Business Demography (2019)

Kildare accounted for 31% of all active enterprises in the Mid-East region in 2019.

	Wicklow	Kildare	Meath	Louth
Active Enterprise	7,859	10,824	9,864	6,427
Persons Engaged	31,508	59,944	44,680	32,791

Unemployment

Unemployment rate %



Note: Employment and unemployment numbers relate to those aged 15 years and over; unemployment rates refer to those aged 15-74 years; the number of persons engaged in the Business Demography data refers to the private business economy only.

Numbers unemployed
Q3 2021

23,500

persons unemployed

Change from Q3
2019-Q3 2021 UE
Number



Increase of 1,400

UE Rate Q3 2021

6.2%

Change from Q3
2019-Q3 2021 UE
Rate



Increase of 1
percentage points

Pandemic Unemployment Payments




In November 2021, there were 8,731 people in receipt of a Pandemic Unemployment Payment in the Mid-East region representing 2.4% of persons in the labour force (based on Q3 2021).

Overall Comments

- The Mid-East region observed an increase in employment over the two-year period albeit the second lowest employment increase when compared to all other regions, after Dublin. The increase in employment in the Mid-East region was particularly related to the ICT sector, with a 34% increase over the two-year period. Unemployment levels were above the national average with the Mid-East region observing the second highest unemployment rate in quarter 3 2021 when compared to all other regions. New opportunities were arising across a number of ICT companies as seen in the job announcements.

Companies with recent job announcements in the Mid-East region

Company	No. of Jobs
Intel	1,600
Primark	212
Hewlett Packard	150
Protego Technologies	60
Simply NUC	30



intel®

PRIMARK®



Simply NUC®