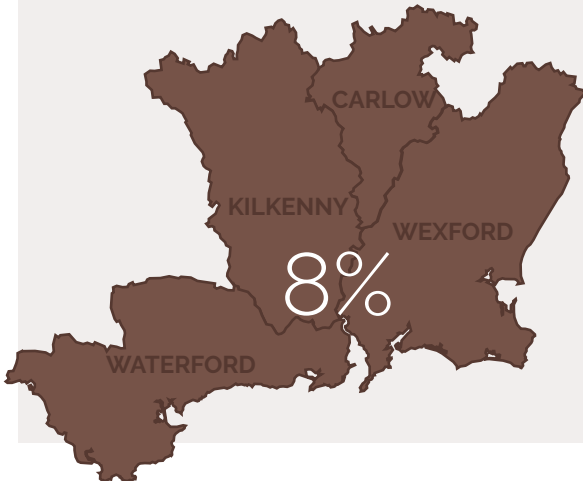


Regional Profile – Q3 2018

The South East accounts for over 8% of employment in Ireland (186,500 persons)



Health & social work accounted for the largest share of workers in the South East at **15.5%**, followed by **industry (15%)** and **agriculture (10%)**.



The highest 5 year growth rate in employment was recorded in **transportation (60%)**, with an additional **2,600** persons employed, followed by **administrative services (42%)** and **health (37%)**.

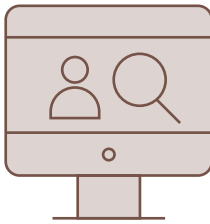


Skilled trades (34,600) accounted for the largest share (**19%**) of occupations, followed by **professionals (30,800)** and **elementary (25,400)** with a share of **17%** & **14%** respectively.

Sector focus – Health & Social Work

Vacancies

8%



8% of all IrishJobs.ie vacancies for the South East region were in **health & social work**.

Employment

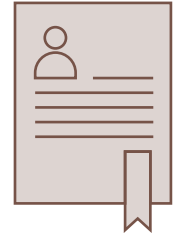
15.5%



Health & social work accounted for **15.5%** of all employment in the South East region. This is higher than the national level (12.5%). **37%** of those employed in the health sector in the South East are in **caring/personal services** roles.

Work permits

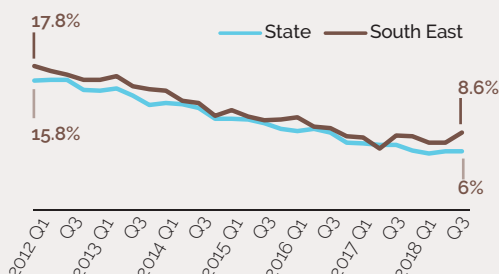
8%



The South East accounted for **8% of all work permits** in 2018 for the health & social work sector.

Unemployment

Unemployment rate



8.6%
(17,400 persons)

The unemployment rate in Q3 2018 was 8.6% down from 17.8% in Q1 2012; the UE rate was above the national average for most of this time period.

45%



45% of all unemployed persons in the South East region were aged 15-29

54%



54% of those unemployed in the South East were **male**

Companies with recent job announcements in the South East region



BAUSCH+LOMB
See better. Live better.



CROWLEY CARBON



Lighthouse STUDIOS