

Monitoring Ireland's Skills Supply 2023

Potential supply of skills from further and higher education in Ireland

141,000

The number of awards made across the FET and higher education system in 2022, **down 1% on last year**



Science made up **6%** of awards in 2022

+3% compared to 2021

7,900
awards

EU rank (3rd level): **5th**

Largest detailed field: *Biological, environmental & related sciences* with over **4,500** awards, mostly at NQF 8 and above




ICT made up **7%** of awards in 2022

-2% compared to 2021

10,500
awards

EU rank (3rd level): **2nd**

Over **1,200** awards for courses in *data analytics*



Engineering made up **8%** of awards in 2022

+14% compared to 2021

11,890
awards

EU rank (3rd level): **24th**

Largest detailed field: *Mechanics and metal*, with nearly **3,600** awards, mostly made in the FET sector



Construction made up **2%** of awards in 2022

-4% compared to 2021

3,460
awards

EU rank (3rd level): **18th**

Largest detailed field: *Civil & building engineering*, with nearly **2,000** awards



43,300
awards

Social science, business
& law (SSBL) made up 31%
of awards in 2022

EU rank (3rd level): 16th

-4% compared to 2021

Largest field of all; includes c4,100
awards related to **basic digital skills**
(*secretarial/office work* detailed
field)



24,400
awards

Health/welfare
made up 17% of awards in
2022

EU rank (3rd level): 9th

-3% compared to 2021

Second largest field of all; it
includes nearly 5,700 awards in
nursing/caring and over 4,300 in
childcare & youth services



8,700
awards

Services made up 6% of
awards in 2022

EU rank (3rd level): 14th

-32% compared to 2021

Ireland has a higher than average
share of *hotel/catering* graduates
compared to other EU countries



5,400
awards

Agriculture & vet made
up 4% of awards in 2022

EU rank (3rd level): 21st

+16% compared to 2021

Increase in awards since 2020.
Between 2021-22, awards rose by
16% with largest absolute increase
in **FET level 5** (+800 awards)



8,000
awards

Education made up 6%
of awards in 2022

EU rank (3rd level): 18th

+4% compared to 2021

Largest detailed field: *education
science* with more than 1,800
awards mostly at NFQ 9/10



12,800
awards

Arts/humanities
made up 9% of awards in
2022

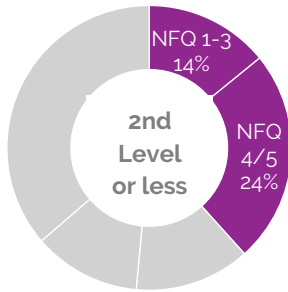
EU rank (3rd level): 5th

-6% compared to 2021

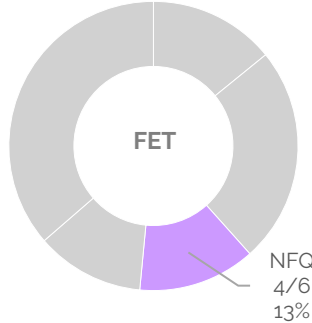
Declining number of awards every
year since 2018 (except for 2020-21)

Education profile of Ireland's adults, Q2 2023

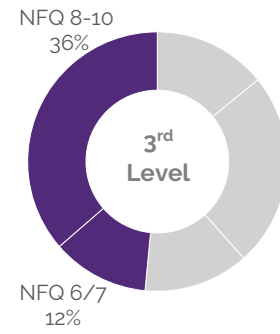
Over one third of Ireland's adults (20-74 years old) hold a qualification at Level 8 or higher...



1.33 million adults



453,200 adults

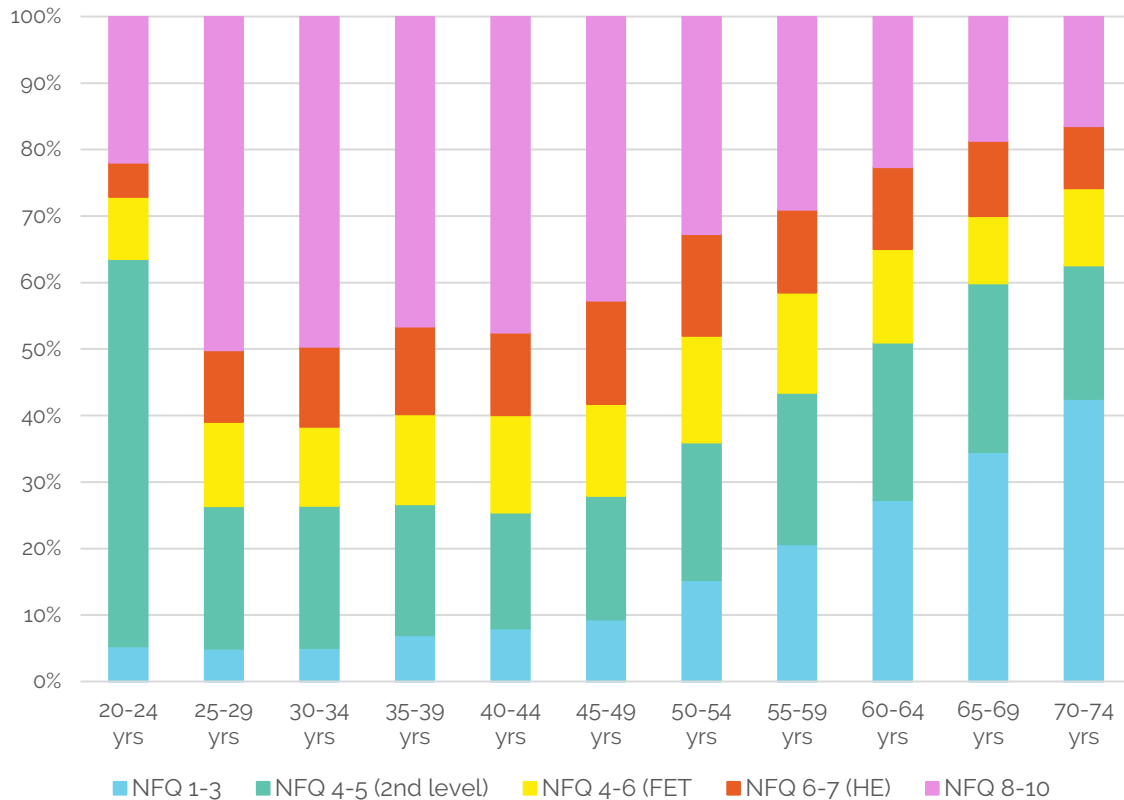


1.66 million adults

Source: SLMRU analysis of CSO (LFS) data

...but this share varies by age group, ranging from 50% for 25-34-year-olds to 19% or lower for those in cohorts aged 65 years or older

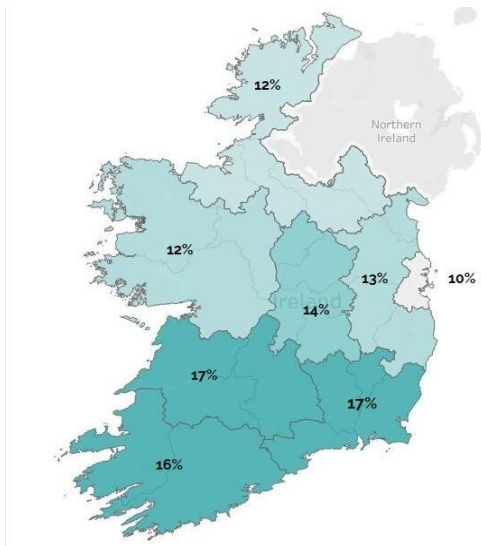
Education profile by age, Q2 2023



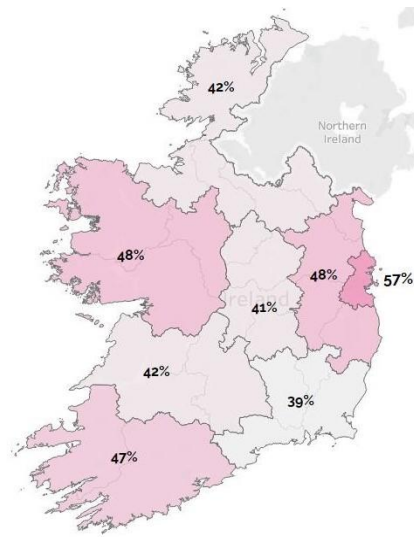
Source: SLMRU analysis of CSO (LFS) data

Education attainment levels vary by region; in Q2 2023, Dublin had the highest share of persons holding third level qualifications (57%) and the Mid-West and South East both had the highest share with FET qualifications (at 17%)

Share of FET qualification holders



Share of higher education qualification holders



Source: SLMRU analysis of CSO (LFS) data

Digital skills in the population, EU comparison

Ireland had the third highest rate of having basic or above basic digital skills in the EU, at 70.5%, compared to the EU average of 53.9% (based on the Digital Skills Indicator 2.0).



Source: Eurostat

For further information, please contact slmru@solas.ie

Skills and Labour Market Research Unit, SOLAS

An tSeirbhis Oideachais Leanúnaigh agus Scileanna

Block 1, Castleforbes House, Castleforbes Road, Dublin D01 A8N0

+ 353 (0) 1 533 2500 / www.solas.ie / info@solas.ie