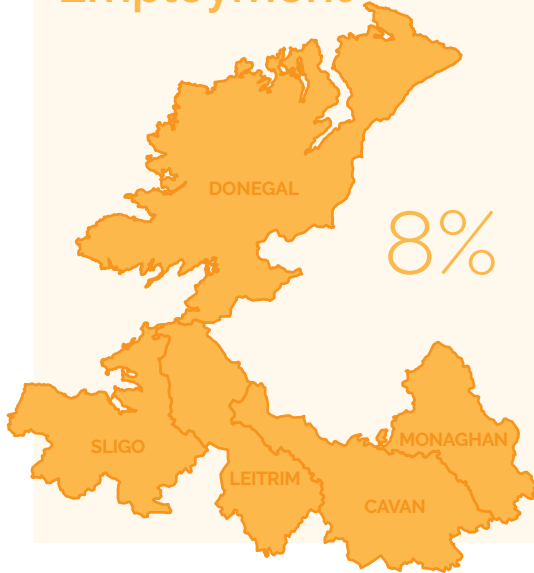


Employment



The Border accounts for 8% of employment in Ireland (196,700 persons)

Top 5 Sectors	Total Employed Q3 2021	Q3 2019- Q3 2021
Industry	27,200	-7% ▼
Health & social work	25,100	6% ▲
Wholesale & retail	24,700	4% ▲
Agriculture	18,100	7% ▲
Education	16,200	28% ▲

Key Labour Market Trends

(Q3 2019 - Q3 2021)

Employment



↑ 12%

Employment in the Border region increased by 20,300 persons (12%).

Gender



Males and females observed an increase in employment with females having a greater increase of 11,600 (15%) compared to 8,800 for males (9%).

Participation rate

62%



At 62.0% in Q3 2021, the participation rate in the Border region was one of the lowest across all regions and below the rate for the State (65.1%).

Sector

Industry is the biggest employer in the Border region. However, employment in this sector decreased by 1,900 persons (-7%). Industry and the administrative and support sector (which declined by 1,500 persons or 21%) were the only two sectors to observe a decrease. The professional activities sector observed the greatest increase in persons employed (3,700 or +63%).



Industry



Professional activities

Selected employers in this region

Donegal Investment Monaghan Mushrooms Quinn Cement
 Tata Consultancy Services Silver Hill Duck Combi Lift Liffey Meats
 Obelisk Communications Kingspan ABP BEEF Liberty Insurance Kerry Foods
Slieve Russell Hotel Golf & Country Club Boxmore Plastics SuperValu
 BRUSS Marine Harvest Kerry Foods Lakeland Dairies Optum

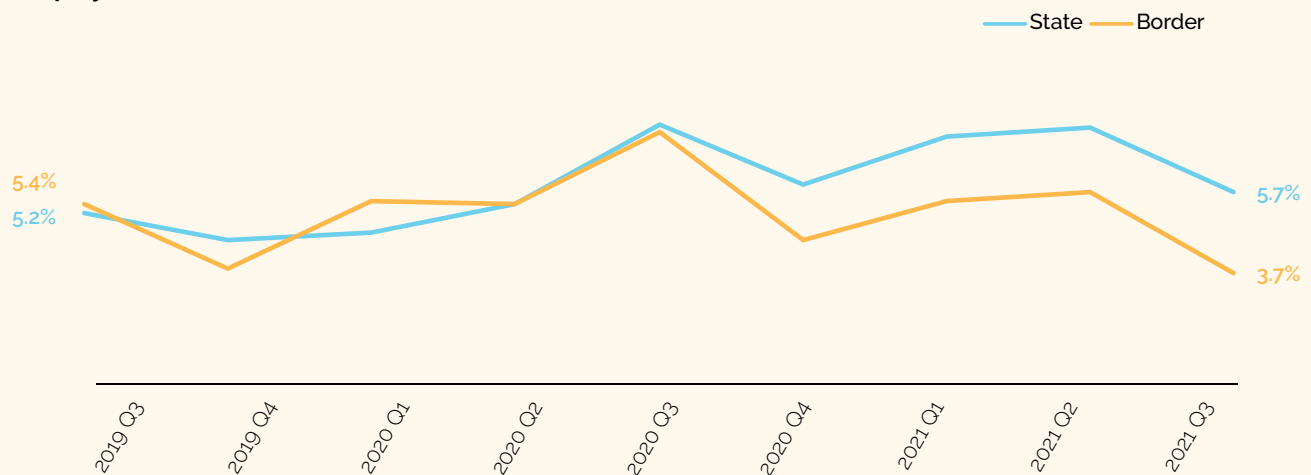
Business Demography (2019)

There were 20,209 active enterprises in the Border region in 2019 with Donegal accounting for the highest share at 39%.

	Sligo	Cavan	Donegal	Monaghan	Leitrim
Active Enterprise	3,109	3,914	7,978	3,316	1,892
Persons Engaged	13,968	18,895	38,254	19,004	6,760

Unemployment

Unemployment rate %



Note: Employment and unemployment numbers relate to those aged 15 years and over; unemployment rates refer to those aged 15-74 year; the number of persons engaged in the Business Demography data refers to the private business economy only.

Numbers unemployed
Q3 2021



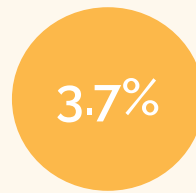
persons unemployed

Change from Q3
2019-Q3 2021 UE
Number



Decrease of 2,600

UE Rate Q3 2021



Change from Q3
2019-Q3 2021 UE
Rate



Decrease of 1.7
percentage points

Pandemic Unemployment Payments



In November 2021, there were 3,650 people in receipt of a Pandemic Unemployment Payment in the Border region representing 1.9% of persons in the labour force (based on Q3 2021).

Overall Comments

- The Border region saw a significant increase in employment over the two-year period particularly relating to the professional activities, education, and transport sectors. The 12% increase in employment observed by the Border region was the greatest percentage increase when compared to all other regions for the time period. Unemployment levels were below the national average with the Border region observing the greatest decrease (1.7 percentage points) in unemployment rates between quarter 3 2019 and quarter 3 2021 and the lowest unemployment rate across all regions in quarter 3 2021. Job opportunities can be observed across a variety of sectors as seen in the job announcements.

Companies with recent job announcements in the Border region

Company	No. of Jobs
Irish HomeCare	750
Accountant online	100
SITA	55
SL Controls	50
Nvolve	20

