


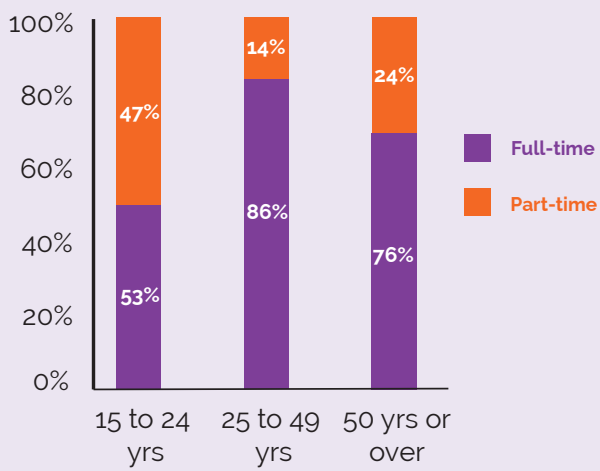
Autumn Skills Bulletin 2020

Profile of Part-Time Workers in Ireland



481,800 persons working part-time in quarter 1 2020 (20% of all employed)

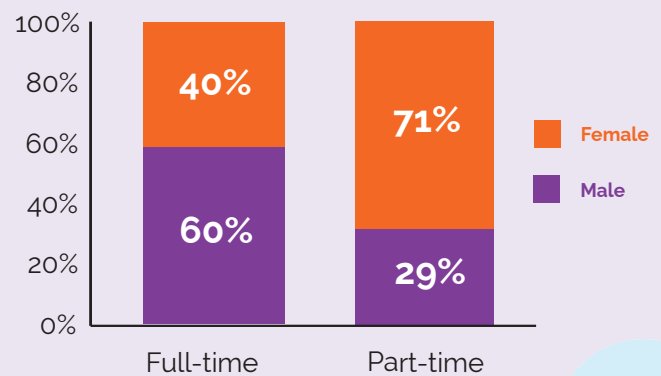
Part-time workers by age



Although those aged **25-49 years** accounted for the smallest share of full-time workers they accounted for the largest number

15-24 yrs – 122,200
25-49 yrs – 195,200
50 yrs and over – 164,400

Part-time workers by gender - Females accounted for over two thirds of all those working part-time



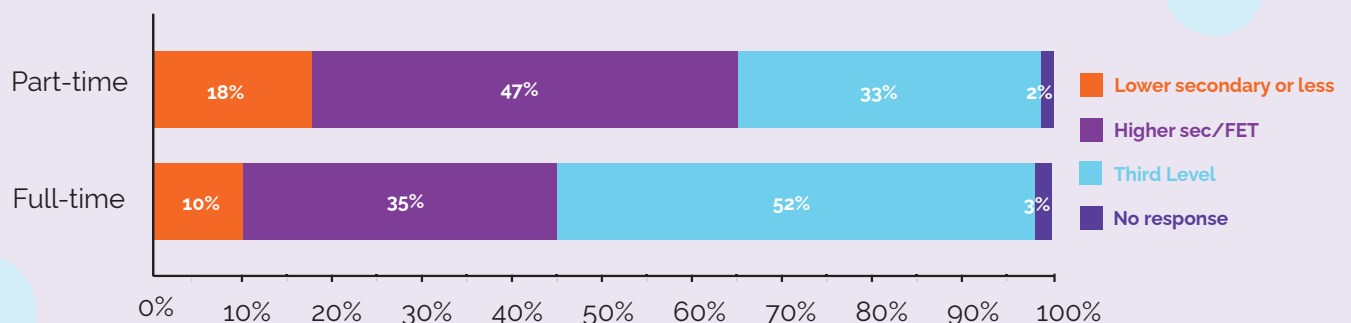
Male
141,200

Female
340,600



Part-time workers by education level -

Persons working part-time had a lower level of education than those employed full-time



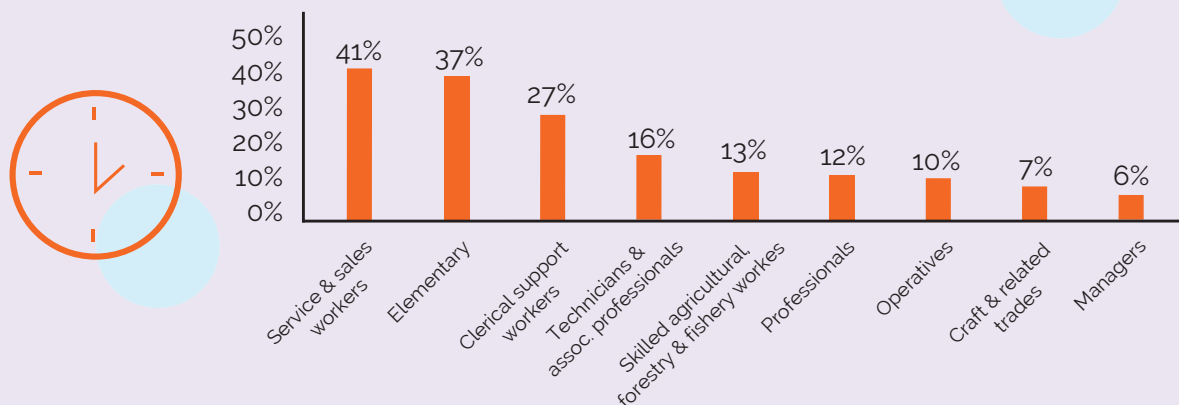
Autumn Skills Bulletin 2020

Profile of Part-Time Workers in Ireland

Part-time workers by sector and occupation

— The **accommodation and food** sector had the **largest share of persons employed part-time**

— **Over a third** of people working as **services** and **sales workers** or in **elementary occupations** were part-time



Impact of COVID-19 on persons working part-time

Between quarter 1 and quarter 2 2020:

77,600 - decline in those employed part-time

31% - decline for 15-24 year olds working part time

11% - decline for those aged 25 years and older working part time (40,000 persons)

43,000 - decline for those working part-time due to school, education or training

28,000 - decline for those looking after children, adults or for other personal or family reasons

Sector - decline of 45,000 for those in wholesale & retail sector combined with the accommodation & food sector

Occupation - decline of 44,000 in part-time employment in service and sales occupations