

9.10 Agriculture & Animal Care Occupations

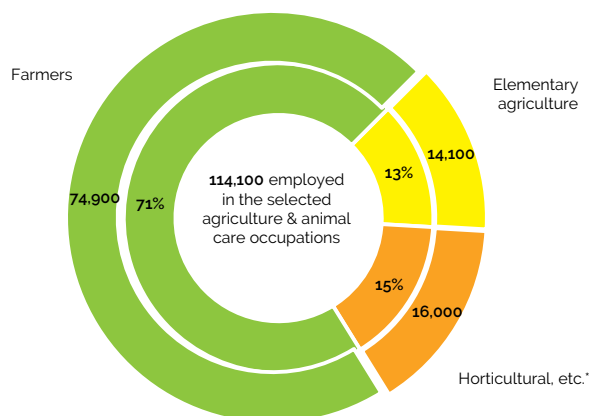
Overall employment: Approximately 114,100 persons (88% male) were employed in the selected agriculture & animal care occupations, representing 5.1% of the national workforce

- **Sector:** 85% of overall employment was concentrated in the agriculture sector
- **Employment growth (5-year):** Between 2013 and 2018, overall employment decreased by 0.3% on average annually during the period
- **Age:** The 25-54 age group accounted for 46% of persons employed. Almost half of those employed were aged 55 and above, more than twice the national average of 17%.
- **Education:** These occupations had the highest share of persons employed with a lower secondary education or less, at 42% compared to 12% nationally. Only 16% had attained a third level qualification.
- **Full-time/part-time:** Over 81% of agriculture & animal care workers were in full-time employment
- **Nationality:** The share of non-Irish workers was well below the national average of 16%, while 96% of workers were Irish nationals

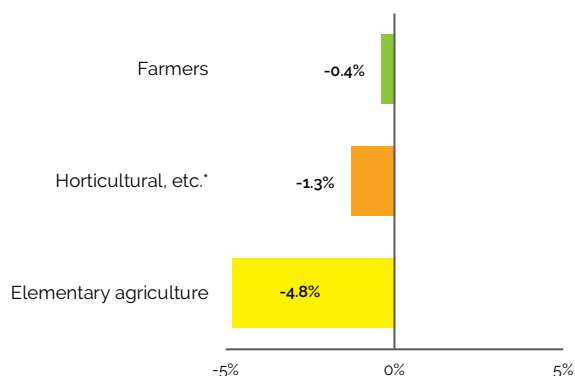
Overall outlook for these occupations:

Employment in these occupations fell in the five-year period examined. However, issues have been identified by employers through the Department of Agriculture, Food and the Marine in attracting and retaining persons in the areas of horticulture (e.g. fruit and mushroom pickers) and dairy farming. As such, a quota of employment permits has been issued for this sector in order to address the labour shortages that are occurring.

Numbers employed, 2018



Average growth rates (%) 2013-2018








Between 2013 and 2018, overall employment decreased by 1,500 (-3% on average annually compared to a 3.1% increase nationally).

Source: SLMRU (SOLAS) analysis of CSO data

*See detailed occupation description in table overleaf

Animal carers & pest controllers and managers in horticulture, agriculture and fishing included in total, but numbers too small to report

| Occupation | Economic summary | Shortage | Occupation shortage details |
|---|--|---|---|
| Managers in horticulture, agriculture and fishing | Employment figures for this occupation are too small to report and derive any analysis. |  | |
| Farmers | Employment numbers have been declining for farmers in recent years. No skills issues have emerged in relation to this occupation. |  | |
| Horticultural, agricultural & fishing trades n.e.c. | Gardeners account for the largest share of employment in this occupational group. While the data does not point to any shortages, employers are indicating significant issues with sourcing labour; as such, employment permits are being issued, albeit for a restricted number. |  Labour | <ul style="list-style-type: none"> — Mushroom pickers — Fruit pickers |
| Elementary agriculture | Employment numbers for this occupation have fallen since 2013, although the levels have remained stable in recent years. The Department of Agriculture, Food & Marine have indicated that employers are having significant issues with sourcing labour; as such, employment permits are being issued, albeit for a restricted number ³¹ . |  Labour | <ul style="list-style-type: none"> — Dairy farming |
| Animal carers & pest controllers | Employment figures for this occupation are too small to report and derive any analysis. |  | |

**For detailed table see Appendix A*

³¹ <https://dbei.gov.ie/en/News-And-Events/Department-News/2019/July/24072019.html>